



Single-phase switching power supply 120-230 Vac output power 240 W

- Single-phase input 120 and 230 Vac
- Short circuit, overload, over temperature, input and output overvoltage protections
- Suitable in civil automation and general applications in the installation of systems
- Suitable for applications in SELV and PELV circuits

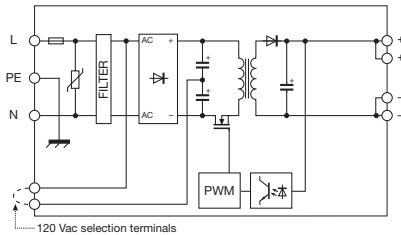


NOTES

The depth dimension includes the terminal blocks and the DIN clamp.

- (2) Double input selectable with external jumper.
- (3) Over 45°C (113°F) apply a derating of -0.17 A/°C
- (4) For this peak current, the output voltage does not drop more than 10% of the nominal value, but the current value, provided by the power supply also depends on the total line resistance.
- (5) Version available after September 2011

BLOCK DIAGRAM



Items sold until sell-out, will be replaced by **CSL240C** series

VERSIONS

Output 24 Vdc 10 A

Cod. XCSL240C

CSL240C (5)

Cod. XCSP240C

CSP240C

INPUT TECHNICAL DATA

Input rated voltage

120-230 Vac (range 90...132 Vac / 185...264 Vac) (2)

Frequency

47...63 Hz

Current @ nominal Iout (Iin 120 / 230 Vac)

3.5A / 1.8 A ± 10%

Inrush peak current

< 35 A

Power factor

> 0.6 / >0.85

Internal protection fuse

T 6.3 A sostituibile

External protection on AC line

circuit breaker: 10 A - C characteristic - fuse: T 10 A

OUTPUT TECHNICAL DATA

Output rated voltage

24 Vdc

24 Vdc

Output adjustable range

23...27.5 Vdc

23...27.5 Vdc

Continuous current

10 A @ 45°C (3)

10 A @ 45°C (3)

Overload limit

15 A per >30 s con Uout > 90% Un (4)

>14 A (4)

Short circuit peak current

>25 A for 400 ms

—

Load regulation

< 1%

< 1%

Ripple @ nominal ratings

50 mVpp

≤ 60 mVpp

Hold up time @ In (Iin 120 / 230 Vac)

>30 ms / >60 ms

>20 ms / >40 ms

Overload / short circuit protections

hiccup at the overload limit with auto reset / over temperature protection

Status display

"DC OK" green LED

Alarm contact threshold

—

Parallel connection

possible

Redundant parallel connection

possible with external ORing diode

GENERAL TECHNICAL DATA

Efficiency (Iin 120 / 230 Vac)

>88% / >90%

Dissipated power (Iin 120 / 230 Vac)

32 W / 27 W

Operating temperature range

-20...+60°C, with derating over 45°C / over temperature protection (3)

Input/output isolation

3 kVac / 60 s SELV output

Input/ground isolation

1.5 kVac / 60 s

Output/ground isolation

0.5 kVac / 60 s

Standard/approvals

EN50178, EN61558, EN60950, IEC950, UL508

EMC Standards

EN61000-6-2, EN61000-6-4, EN61000-4-2, EN61000-4-3, EN61000-4-4, EN61000-4-5, EN61000-4-6, EN61000-4-11

MTBF @ 25°C @ nominal ratings

>400'000 h acc. to SN 29500 / >100'000 h acc. to MIL Std. HDBK 217F

Overvoltage category/Pollution degree

II / 2

Protection degree

IP 20 IEC 529, EN60529

Connection terminal

2.5 mm² pluggable screw type

Housing material

aluminium and stainless steel

Approx. weight

920 g (32.48 oz)

Mounting information

vertical on rail, allow 10 mm spacing between adjacent components

MOUNTING ACCESSORIES

Mounting rail type according to IEC60715/TH35-7.5

PR/3/AC, PR/3/AC/ZB, PR/3/AS, PR/3/AS/ZB

Mounting rail type according to IEC60715/G32